




WELLS-ENGBERG CO.INC.

1997-2005 DODGE RAM



INSTALL UNIVERSAL
MOUNTS ON VERTICAL
STEERING COLUMN
STUDS.


ATTACH MAIN ARM



RUN ACCELERATOR
CABLE TO THE RIGHT
OF CONTROL AT TOP
PORTION OF PANEL.

PAGE 1

1/98



PLASTIC DASH MODIFICATIONS

A SMALL NOTCH
MAY HAVE TO BE
MADE FOR THE PIVOT
ARM. CUT A SMALL
"U" FOR CABLE
CLEARANCE.

ATTACH "P" CLAMP TO VERTICAL PLATE ABOUT 6 INCHES IN
FRONT OF EXISTING ACCELERATOR PEDAL CABLE.

USE SELF TAPPING 1/4 " SCREW. ATTACH CABLE
TO ACCELERATOR PEDAL PER PAGE 8 FIGURE
#9. SEE PAGE 10 FIG #15 FOR "p" CLAMP
ADJUSTMENT.

USE INSTRUCTION MANUAL FOR BRAKE TUBE
HOOK-UP.